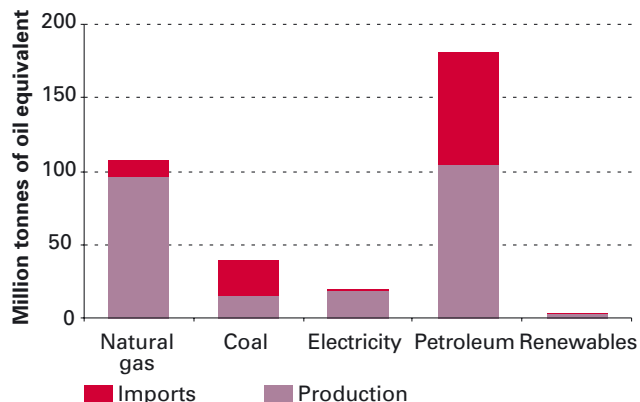
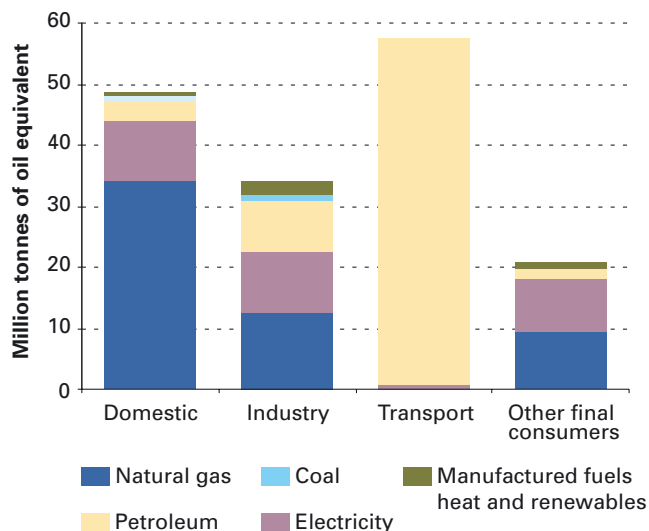


Indigenous production and imports in 2004



Final consumption, at 173½ million tonnes of oil equivalent in 2004 was 1 million tonnes higher than final consumption in 2001. The transport sector consumed 33 per cent of all of the energy consumed in the UK while the domestic and industrial sectors accounted for 28 per cent and 18½ per cent respectively.

Final energy consumption in 2004



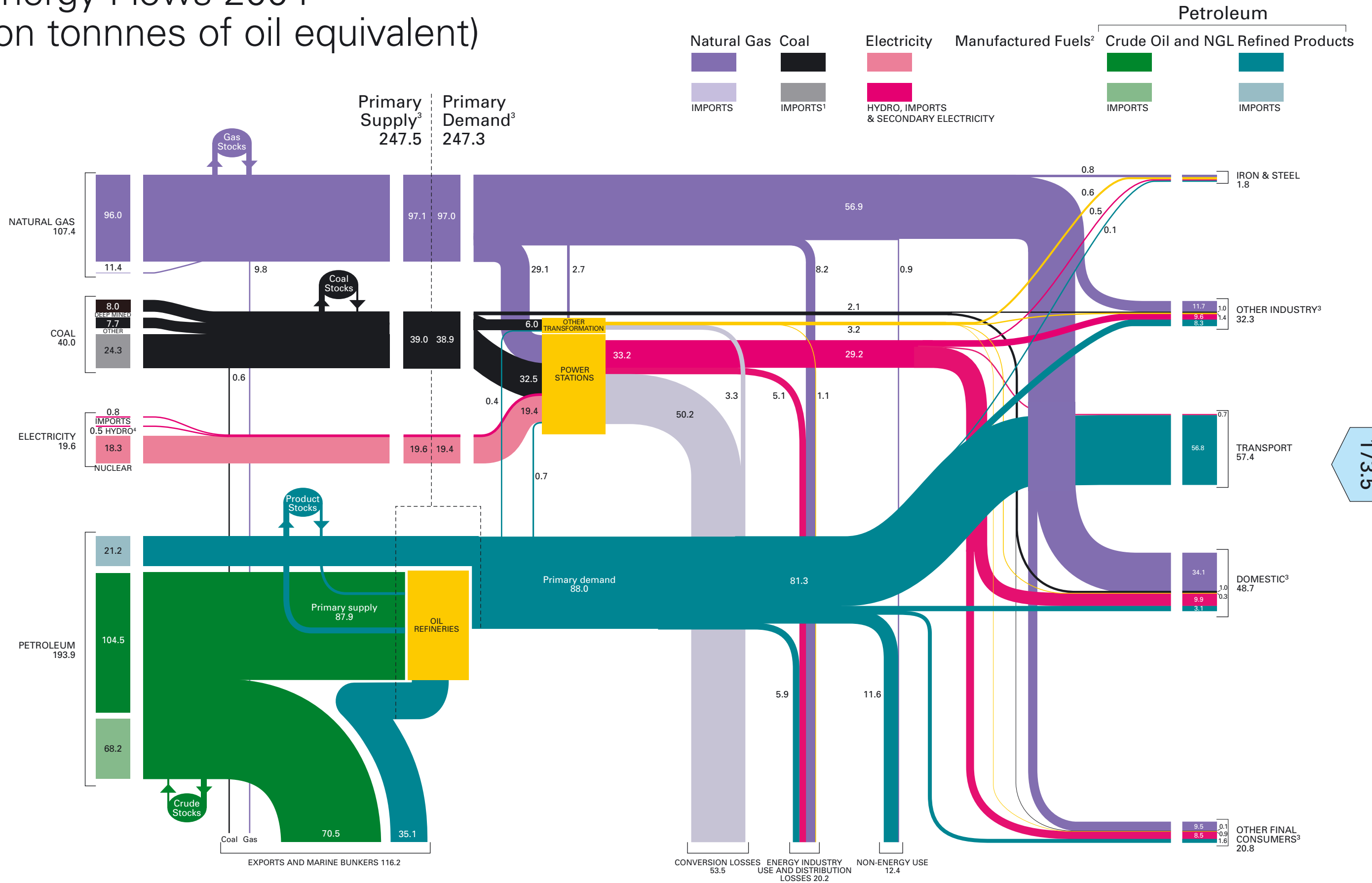
This chart updates the last energy flow chart which showed data for 2001. It is based on statistics taken from the Digest of United Kingdom Energy Statistics 2005, Table 1.1 – Energy Balance 2004. The flow chart is a simplification of these figures, illustrating the flow of primary fuels from the point at which they become available from home production or imports (on the left) to their eventual final uses (on the right). They are shown in their original state and after being converted into different kinds of energy by the secondary fuel producers. The flows are measured in million tonnes of oil equivalent, with the widths of the bands approximately proportional to the size of the flow they represent.

In 2004, petroleum accounted for 53 per cent of all of the energy produced and imported into the UK, while gas accounted for 29½ per cent and coal for a further 11 per cent. More than three-fifths of the coal produced and imported into the UK was imported, compared with a third in 1998. Nearly one third of all energy produced and imported into the UK in 2004 was either exported or consumed on marine bunkers.

UK Energy Flows 2004 (million tonnes of oil equivalent)

INDIGENEOUS PRODUCTION AND IMPORTS³

364.7



FOOTNOTES:
 1. Coal imports include imports of manufactured fuels, which accounted for 0.1 million tonnes of oil equivalent in 2004.
 2. Includes heat sold.
 3. Includes all renewables.
 4. Includes wind, wave, geothermal and solar.
 This flowchart has been produced using the style of balance and figures in the 2005 UK Digest of Energy Statistics, Table 1.1.

Energy White Paper

- Creating a low carbon economy – second annual report on implementation of the energy white paper 2003.



Available from DTI (0845 015 0010) or www.dti.gov.uk/energy/sepn/annualreport/secondannualreport.pdf

The UK Fuel Poverty Strategy

- The Strategy sets out the approach of the Government and Devolved Administrations to tackling fuel poverty, taking into consideration responses to the consultation draft of the Strategy.
- It sets out the practical measures for each country and the associated targets/objectives for eradicating fuel poverty within individual countries.



Available free (also in Welsh) from DTI (0845 015 0010). www.dti.gov.uk/energy/consumers/fuel_poverty/strategy.shtml

UK Energy in Brief

- Summarises latest statistics on energy production, consumption and prices in the UK.



Available free from the DTI (020 7215 2698). www.dti.gov.uk/energy/inform/energy_in_brief/

Energy Consumption in the United Kingdom,

- Brings together statistics from a variety of sources to produce a comprehensive review of energy consumption in the UK since the 1970s.
- Includes an analysis of the factors driving the changes in energy consumption, the impact of increasing activity, increased efficiency, and structural change in the economy.



Available free from DTI (020 7215 2698). www.dti.gov.uk/energy/inform/

Energy Trends

- A quarterly publication which includes tables, charts and commentary covering all the major aspects of energy, it provides a comprehensive picture of energy production and use.



www.dti.gov.uk/energy/inform/energy_trends/

Quarterly Energy Prices

- A quarterly publication containing tables, charts and commentary covering energy prices to domestic and industrial consumers for all the major fuels, as well as presenting comparisons of fuel prices in the European Union and G7 countries.



Available on subscription (together with Energy Trends) from the DTI (020 7215 2698). www.dti.gov.uk/energy/inform/energy_prices/

UK Energy Sector Indicators

- Contains over 100 charts covering energy use, energy supply, fuel prices, fuel poverty, competition in energy markets, standards of service and the environment.



Available free from DTI (020 7215 2698). www.dti.gov.uk/energy/inform/energy_indicators/

Energy – its Impact on the Environment and Society

- Outlines the environmental and social impacts of energy. Information on emissions and other environmental consequences from energy production and supply, and the social impacts of domestic competition, service quality issues and fuel poverty.



Available free from DTI Orderline (0845 015 0010). www.dti.gov.uk/energy/environment/energy_impact/index.shtml

Energy Liberalisation Indicators in Europe

- A consultation paper based on a study carried out by OXERA for the Governments of the UK and the Netherlands on indicators to monitor the development of competition across Europe.



Available free from DTI (020 7215 2698). www.dti.gov.uk/energy/gas_and_electricity/international_policy/oxera_report.pdf


Energy Statistics in MS Excel format

- We have also posted our statistical information on a monthly basis covering these particular areas.

www.dti.gov.uk/energy/inform/energy_stats

Social, Environmental and Security of Supply Policies in a Competitive Energy Market


- Outlines UK experience so far in using competitive energy markets to deliver social, environmental and security of supply policies.
- It highlights the benefits that have emerged and sets out the instruments the Government has used to enhance policy delivery.



Available free from DTI (020 7215 2698). www.dti.gov.uk/energy/

The Social Effects of Energy Liberalisation

- Paper on the process of privatisation through to liberalisation in the UK energy sector.
- It describes the Government's review of the Regulatory Framework and the statutory powers it is taking to ensure that the regulatory regime delivers the benefits of a competitive market to all consumers including the fuel poor.



Available free from DTI (020 7215 2698). www.dti.gov.uk/energy/consumers/markets_consumers/social_liberalisation.pdf